



MSAD 6 PROPOSED FY27 BUDGET

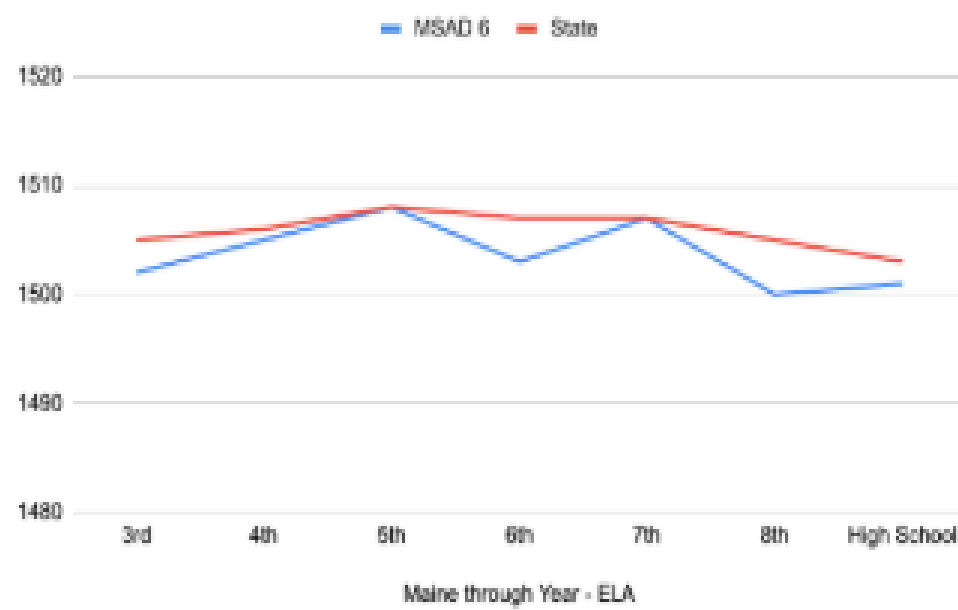
Academic Data Spring 2026

Literacy/English Language Arts

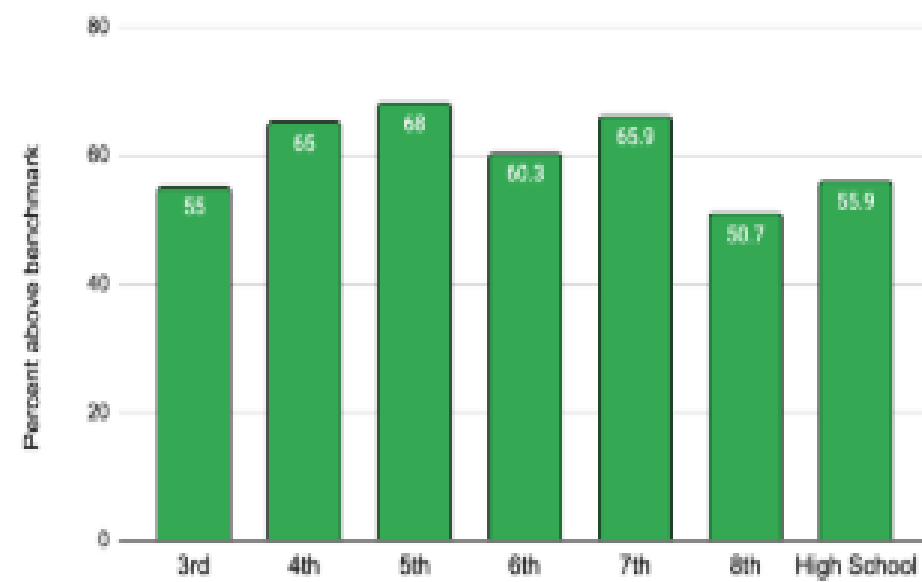
State English Language Arts Assessment (Maine Through Year)

60% of students at or above benchmark is a solid measure of success.

MSAD 6 and State Comparison 2025

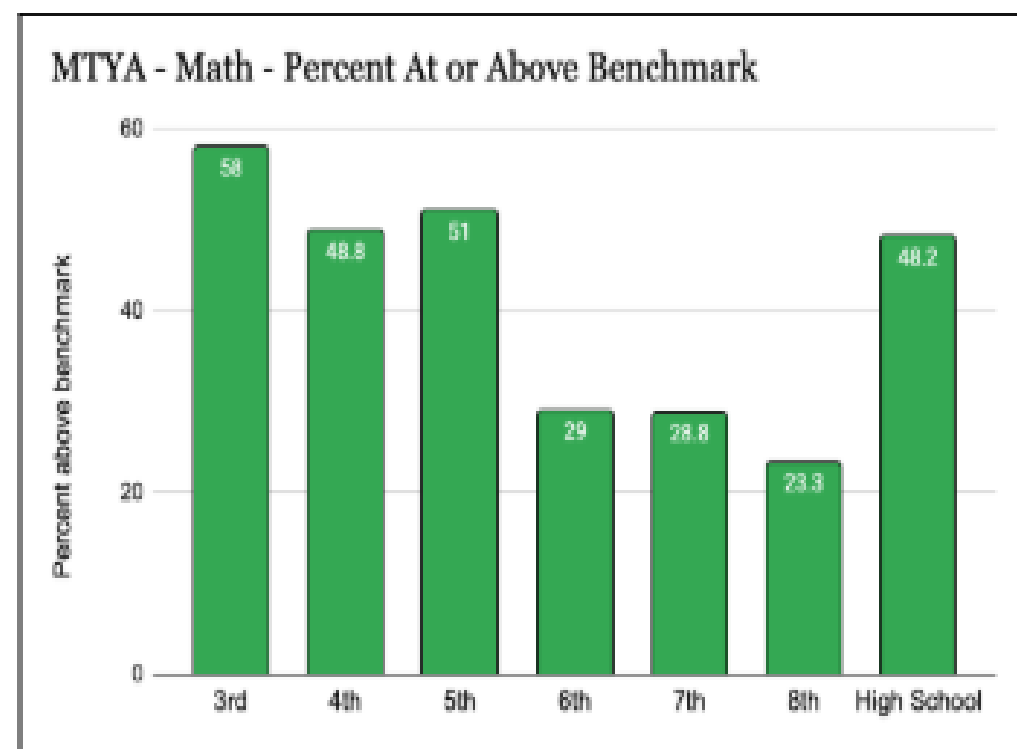


MTYA - Reading - Percent Above Benchmark



Math

State Math Assessment (Maine Through Year)



In 2025 the majority of grades showed improvement over 2024 scores.

Percentage of Students Meeting the Benchmark (70% or higher) Reveal Math

	2024-2025 Assessment	2025-2026 Assessment
K	95	98
1	84	89
2	70	77
3	46	56
4	66	67
5	42	51

Maine School Administrative District 6

High School Metrics

Early College

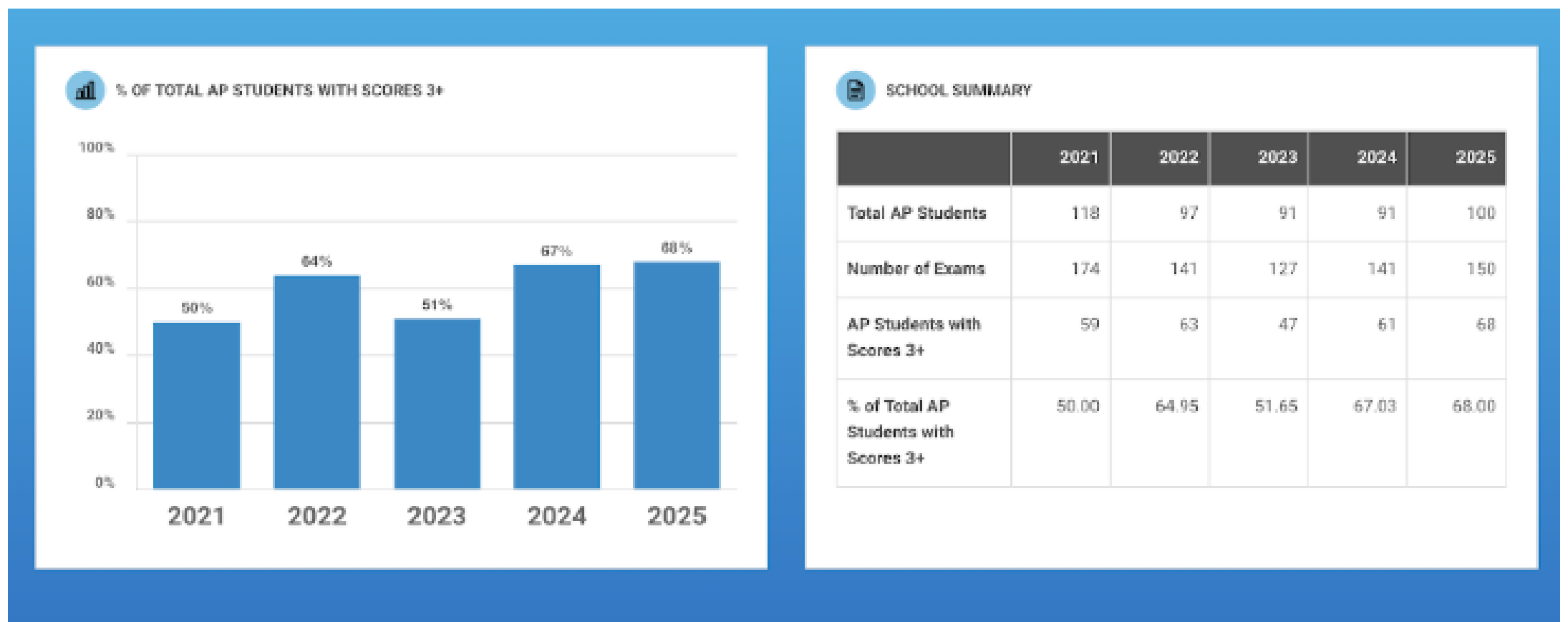
More students are taking advantage of no-cost college courses- both online and in-person - that allow students to experience higher education and improve the chances they will enroll and be successful in colleges after graduation.

BEHS Early College Enrollment

	Fall 2023	Spring 2024	Fall 2024	Spring 2025	Fall 2025	Spring 2026
# of Students	15	31	14	26	38	53 ★
# of Courses	17	66	26	46	57	105 ★

AP Scores

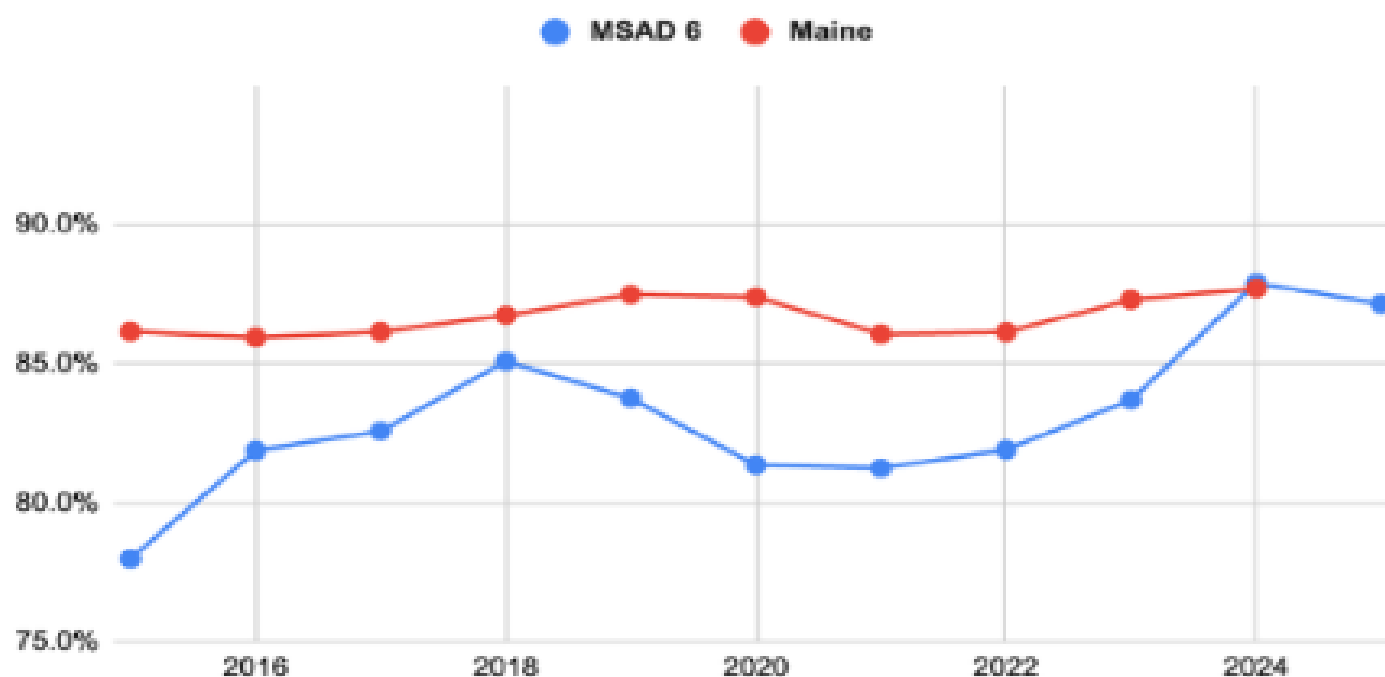
BEHS continues to thrive in English Language Arts performance. The same can be said for AP Government courses. Calculus scores have returned to pre-pandemic success rates. Also our newer AP courses continue to be successful.



Graduation Rate

In both 2024 and 2025, Bonny Eagle High School had four year graduation rates of **87%**, exceeding the state average.

Graduation Rate 2015-2025



Budget History

GENERAL FUND					
Budget Year	Salary	Benefits	Other	Total	% Increase
FY17	27,518,883	8,423,672	12,165,800	48,108,355	
FY18	28,265,987	8,320,557	13,766,078	50,352,622	4.67%
FY19	29,141,139	9,138,012	11,302,700	49,581,851	-1.53%
FY20	29,614,439	9,410,216	10,805,845	49,830,500	0.50%
FY21	30,338,241	9,523,699	11,403,000	51,264,940	2.88%
FY22	31,045,991	9,872,502	11,311,764	52,230,257	1.88%
FY23	33,823,230	10,275,964	12,436,592	56,535,786	8.24%
FY24	35,047,062	11,109,381	13,592,321	59,748,764	5.68%
FY25	38,332,414	12,908,119	12,075,304	63,315,837	5.97%
FY26	39,541,248	13,386,660	12,875,103	65,803,011	3.93%
FY27	41,825,193	14,118,996	13,632,759	69,576,948	5.74%

Budget History

NUTRITION SERVICES					
Budget Year	Salary	Benefits	Other	Total	% Increase
FY17	718,753	321,247	618,450	1,658,450	
FY18	646,786	314,848	649,925	1,611,559	-2.83%
FY19	719,500	347,500	668,000	1,735,000	7.66%
FY20	638,455	382,551	713,994	1,735,000	0.00%
FY21	715,165	396,285	638,550	1,750,000	0.86%
FY22	685,821	406,279	696,400	1,788,500	2.20%
FY23	747,072	287,782	900,296	1,935,150	8.20%
FY24	784,802	339,069	904,129	2,028,000	4.80%
FY25	1,023,868	458,550	931,253	2,413,671	19.02%
FY26	1,059,299	462,159	1,163,353	2,684,811	11.23%
FY27	1,207,179	507,087	1,333,161	3,047,427	13.51%
ADULT EDUCATION					
Budget Year	Salary	Benefits	Other	Total	% Increase
FY17	212,204	31,022	34,705	277,931	
FY18	208,474	32,327	39,899	280,700	1.00%
FY19	217,507	32,373	36,620	286,500	2.07%
FY20	214,927	47,572	37,617	300,116	4.75%
FY21	221,753	66,467	36,780	325,000	8.29%
FY22	239,503	55,207	37,440	332,150	2.20%
FY23	275,869	42,727	40,804	359,400	8.20%
FY24	283,173	64,891	28,586	376,650	4.80%
FY25	304,193	60,551	27,195	391,939	4.06%
FY26	289,912	62,566	36,846	389,324	-0.67%
FY27	265,681	95,502	36,846	398,029	2.24%

Maine School Administrative District 6

MSAD 6 / RSU 6				
FY27 PROPOSED BUDGET				
	FY26	FY27	\$	%
	ADOPTED	PROPOSED	DIFFERENCE	DIFFERENCE
Article 1 - REGULAR INSTRUCTION	\$25,729,268	\$27,297,901	\$1,568,633	6.10%
Article 2 - SPECIAL EDUCATION	\$12,936,273	\$13,821,180	\$884,907	6.84%
Article 3 - CAREER & TECH ED	\$10,000	\$10,000	\$0	0.00%
Article 4 - OTHER INSTRUCTION	\$1,172,679	\$1,254,672	\$81,993	6.99%
Article 5 - STUDENT & STAFF SUPPORT	\$5,974,059	\$6,184,735	\$210,676	3.53%
Article 6 - SYSTEM ADMINISTRATION	\$1,731,990	\$1,830,044	\$98,054	5.66%
Article 7 - SCHOOL ADMINISTRATION	\$2,825,797	\$3,211,578	\$385,781	13.65%
Article 8 - TRANSPORTATION & BUSES	\$4,904,668	\$5,254,472	\$349,804	7.13%
Article 9 - FACILITIES MAINTENANCE	\$9,082,550	\$9,303,598	\$221,048	2.43%
Article 10 - DEBT & OTHER COMMITMENTS	\$1,435,727	\$1,408,768	\$(26,959)	-1.88%
Article 11 - ALL OTHER EXPENSES	\$0	\$0	\$0	#DIV/0!
GENERAL FUND TOTAL	\$65,803,011	\$69,576,948	\$3,773,937	5.74%
1500 ADULT ED	\$370,624	\$388,271	\$17,647	4.76%
6150 ADULT ED ENRICHMENT	\$18,700	\$9,758	\$(8,942)	-47.82%
ADULT ED TOTAL	\$389,324	\$398,029	\$8,705	2.24%
2930 NUTRITION SERVICES	\$2,684,811	\$3,047,427	\$362,616	13.51%
NUTRITION SERVICES TOTAL	\$2,684,811	\$3,047,427	\$362,616	13.51%
GRAND TOTAL (ALL FUNDS)	\$68,877,146	\$73,022,404	\$4,145,258	6.02%

ASSESSMENT CALCULATION

	FY26 ADOPTED	FY27 PROPOSED	\$ DIFFERENCE	% DIFFERENCE
PROPOSED BUDGET	\$68,877,146	\$73,022,404	\$4,145,258	6.02%
STATE/FEDERAL SUBSIDY	\$26,330,953	\$27,773,989	\$1,443,036	5.48%
MISC REVENUES	\$800,000	\$795,000	\$(5,000)	-0.63%
CARRY FORWARD	\$4,530,000	\$5,530,000	\$1,000,000	22.08%
TOTAL REVENUES	\$31,660,953	\$34,098,989	\$2,438,036	7.70%
TOTAL ASSESSMENT	\$37,216,193	\$38,923,415	\$1,707,222	4.59%
ASSESSMENT BY TOWN				
	FY26 ADOPTED	FY27 PROPOSED	\$ DIFFERENCE	% DIFFERENCE
BUXTON	\$10,515,280	\$10,887,794	\$372,514	3.54%
FRYE ISLAND	\$2,082,564	\$2,252,197	\$169,633	8.15%
HOLLIS	\$6,260,112	\$6,518,066	\$257,954	4.12%
LIMINGTON	\$4,614,434	\$4,850,679	\$236,245	5.12%
STANDISH	\$13,743,802	\$14,414,679	\$670,878	4.88%
TOTAL ASSESSMENT	\$37,216,193	\$38,923,415	\$1,707,222	4.59%
TAX IMPACT PER 100,000				
	FY26 ADOPTED	FY27 PROPOSED	\$ DIFFERENCE	% DIFFERENCE
BUXTON	\$1,140.00	\$1,167.62	\$27.62	2.42%
FRYE ISLAND	\$1,223.00	\$1,283.80	\$60.80	4.97%
HOLLIS	\$1,500.00	\$1,531.94	\$31.94	2.13%
LIMINGTON	\$1,120.00	\$1,159.31	\$39.31	3.51%
STANDISH	\$1,240.00	\$1,277.57	\$37.57	3.03%

Maine School Administrative District 6

- **Article 1** - Regular Instruction
 - Regular Instructional Programs Pre-K through 12
 - Alternative (At Risk) Education Programs
 - English Learners (English as a 2nd Language)
 - Gifted and Talented Programs

	FY26 ADOPTED	FY27 PROPOSED	\$ DIFFERENCE	% DIFFERENCE
Article 1 - REGULAR INSTRUCTION	\$25,729,268	\$27,297,901	\$1,568,633	6.10%

Contracted salary increase

Reduction of 6 positions (attrition and non-renewals)

Increase in substitute salary/benefit to align with actual expenses

Health Insurance increase 8.96%

Added 3 community partner pre-k classrooms (48 seats) (offset by increase in state subsidy)

- **Article 2** - Special Programs
 - Special Education Administration
 - Resource Room
 - Self-Contained
 - Homebound/Hospital
 - Services
 - Social Work
 - Health
 - Psych
 - Speech & Audiology
 - Occupational Therapy
 - Physical Therapy

	FY26 ADOPTED	FY27 PROPOSED	\$ DIFFERENCE	% DIFFERENCE
Article 2 - SPECIAL EDUCATION	\$12,936,273	\$13,821,180	\$884,907	6.84%

Contracted salary increase

Health Insurance increase 8.96%

Increase out of district placement

Increase contingency

Maine School Administrative District 6

Article 3 - Career & Technical Education

- Not used by MSAD 6

	FY26 ADOPTED	FY27 PROPOSED	\$ DIFFERENCE	% DIFFERENCE
Article 3 - CAREER & TECH ED	\$10,000	\$10,000	\$0	0.00%

Article 4 - Other Instruction

- Co-curricular Activities (Student Government, Band, Choir, Clubs, Honor Societies, etc.)
- Extra-Curricular Activities (Athletics)
- Summer School (non special education)

	FY26 ADOPTED	FY27 PROPOSED	\$ DIFFERENCE	% DIFFERENCE
Article 4 - OTHER INSTRUCTION	\$1,172,679	\$1,254,672	\$81,993	6.99%

Contracted salary increase

Increase in stipends from Schedule B SVTA contract to align with actual expenses

Increase in official's mileage fees

- **Article 5 - Student and Staff Support**

- Social Work
- Guidance
- Health
- Library
- Curriculum
- Instructional Technology

	FY26 ADOPTED	FY27 PROPOSED	\$ DIFFERENCE	% DIFFERENCE
Article 5 - STUDENT & STAFF SUPPORT	\$5,974,059	\$6,184,735	\$210,676	3.53%

Contracted salary increase

Reduction of 1 guidance counselor

Health insurance increase 8.96%

Maine School Administrative District 6

- **Article 6** - System Administration
 - Superintendent
 - School Board
 - Business Office

	FY26 ADOPTED	FY27 PROPOSED	\$ DIFFERENCE	% DIFFERENCE
Article 6 - SYSTEM ADMINISTRATION	\$1,731,990	\$1,830,044	\$98,054	5.66%

Contracted salary increase
 Health insurance increase 8.96%
 Funds to negotiate new contracts
 Educators liability insurance

- **Article 7** - School Administration
 - Principals
 - School Offices

	FY26 ADOPTED	FY27 PROPOSED	\$ DIFFERENCE	% DIFFERENCE
Article 7 - SCHOOL ADMINISTRATION	\$2,825,797	\$3,211,578	\$385,781	13.65%

Contracted salary increase (including for attainment of advanced degrees)
 Health insurance increase 8.96%
 Alt Ed Director moved from Article 1 to Article 7

- **Article 8** - Transportation
 - Buses
 - Drivers
 - Monitors
 - Mechanics

	FY26 ADOPTED	FY27 PROPOSED	\$ DIFFERENCE	% DIFFERENCE
Article 8 - TRANSPORTATION & BUSES	\$4,904,668	\$5,254,472	\$349,804	7.13%

Contracted salary increase
 Health insurance increase 8.96%
 Radio upgrade
 Auto insurance

Maine School Administrative District 6

- **Article 9** - Facilities & Maintenance
 - Buildings
 - Grounds
 - Equipment
 - Security
 - Safety

	FY26 ADOPTED	FY27 PROPOSED	\$ DIFFERENCE	% DIFFERENCE
Article 9 - FACILITIES MAINTENANCE	\$9,082,550	\$9,303,598	\$221,048	2.43%

Contracted salary increase
 Health insurance increase 8.96%
 Reduction in contingency

- **Article 10** - Debt Service
 - Capital Construction Bonds

	FY26 ADOPTED	FY27 PROPOSED	\$ DIFFERENCE	% DIFFERENCE
Article 10 - DEBT & OTHER COMMITMENTS	\$1,435,727	\$1,408,768	\$(26,959)	-1.88%

Reduction of Interest expense due to principal payment and bond refinance

- **Article 11** - All Other Expenses
 - Non-Instructional Services
 - Community Service Operations

	FY26 ADOPTED	FY27 PROPOSED	\$ DIFFERENCE	% DIFFERENCE
Article 11 - ALL OTHER EXPENSES	\$0	\$0	\$0	

Maine School Administrative District 6

- **Adult Education**
 - 1500 Adult Education General Fund
 - Adult Transitions
 - Literacy
 - Workforce Training
 - High School Completion
 - 6150 Adult Education Enrichment Fund

	FY26 ADOPTED	FY27 PROPOSED	\$ DIFFERENCE	% DIFFERENCE
1500 ADULT ED	\$370,624	\$388,271	\$17,647	4.76%
6150 ADULT ED ENRICHMENT	\$18,700	\$9,758	\$(8,942)	-47.82%
ADULT ED TOTAL	\$389,324	\$398,029	\$8,705	2.24%

Contracted salary increase
Health Insurance Increase 8.96%

- **Nutrition Services**
 - Breakfast
 - Lunch

	FY26 ADOPTED	FY27 PROPOSED	\$ DIFFERENCE	% DIFFERENCE
2930 NUTRITION SERVICES	\$2,684,811	\$3,047,427	\$362,616	13.51%

Contracted salary increase
Health Insurance Increase 8.96%
Addition of substitute pay to align with actual expenses
Food and nonfood supplies
Equipment repair
Equipment

BONDS

SRRF Bond

\$554,575

GEJ Roof Top Unit HVAC, Controls
10 year loan at 0% interest
50% forgiven

Capital Project Bond

\$8,205,023

Critical building repairs for schools located in 4 towns.
Critical repairs to the stadium field track.
Stadium field upgrades.

Buxton:

BCES - Roof Repairs, Boiler RCX, Controls
Bonny Eagle Middle School - Controls

Limington:

HB Emery - VRF, Boiler

Hollis:

Hollis Elementary - Boilers/DHW, AHU/HRU, Controls

Standish:

GEJ - Roof Top Unit HVAC, Controls (not covered in SRRF)
Steep Falls Elementary - VRF
Bonny Eagle High School - Track Repair, Stadium Field Turf, Controls