



THE TOWN OF LIMINGTON

— P.O.Box 240, Limington, ME 04049 —



Tel: 207-637-2171 info@limingtonmaine.gov Fax: 207-637-3293

SELECTBOARD MEETING

AGENDA

MAY 1, 2025

- Meeting Called to Order at 7:04 pm by
- Approval of meeting minutes for
- April 24, 2025
- A MOTION TO APPROVE Jason Webster 2nd David SALAZAR
- Approval of Warrants for Week 18

Payroll Warrant #35: \$ 29,675.14

Appropriations Warrant # 36: \$ 410,127.74

Warrant # 35& 36 Total: \$ 442,490.73
A MOTION TO APPROVE JASON WEBSTER 2ND TAMMY RAMSDELL

Bureau of motor vehicle: \$ 7,652.39

Unifirst (uniforms): \$ 66.51

Charter Comm: \$ 3,337.44

Mellen & Son (trash): \$ 25,000.00

MSAD #6: \$368,513.93

Wex Bank: \$ 3,460.45

Steven Kelley(mileage): \$ 100.50

So. Maine Planning& Dev. Commission: \$ 1,504.00

Purchase Order Request

FIRE & EMS:

A request to pay Bound Tree (EMS supplies): \$ 19.32

A request to pay Amazon (bathroom supplies): \$19.99

A MOTION TO APPROVE JASON WEBSTER 2ND TAMMY RAMSDELL

PARK & REC.:

A request to pay Amazon (T-ball supplies): \$415.22

A MOTION TO APPROVE JASON WEBSTER 2ND TAMMY RAMSDELL

Select Board Weekly Activities:

TODAY WE WENT TO COVENTRY ROAD TO LOOK AT THE TREE THE PW CUT DOWN.

WE WILL BE DOING A RIDE ALONG WITH ALL STATE PAVING TO LOOK AT WHAT ROADS NEED TO BE PAVED AND THE PRICING.

ACO: THERE IS A RABIES ONLY CLINIC IN FRYBERG

MSAD 6 IS HOSTING A FREE TURKEY DINNER WEDNESDAY MAY 7TH 4:30 AT BONNIE EAGLE

THE TOWN LAW FIRM AS OUR CURRENT FIRM NO LONGER IS DOING MUNICIPAL LAW

SATURDAY MAY 10TH IS MOMO DAY O BEACH CLEAN UP

FREE TOWN DINNER AT OLD TOWN HALL SATURDAY MAY 3RD CHOWDER, CHILI AND STEW.

CODE ENFORCEMENT DID 22 INSPECTIONS THIS WEEK

PW CREW INSTALLED GENERATOR PAD AT OLD TOWN HALL, THEY ARE GRADING THE ROADS AND HAULED 3 LOADS OF RECLAIM IN. PW ALSO MOWED TOWN COMPLEX TODAY AND WILL BE AT MO MO DAY O FOR SPRING CLEAN UP.

ENGINE 2 HAD NEW TIRES PUT ON TODAY AND IT WILL NEED AN ALLIGNMENT

BIDS FOR MUNICIPAL BUILDING CLEANING ARE DE NEXT WEDNESSDAY

WE ARE GETTING ALL UNUSED TRUCKS AND EQUIPMENT READY TO BE PUT OUT TO BID

TONIGHT SAD 6 IS PRESENTING THE SCHOOL BUDGET

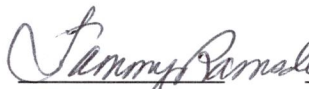
Select Board office hours are Thursdays 2pm to 8pm. The on-air meeting time is Thursdays at 7pm.


Transfer Station hours are Saturday and Sunday from 9 a.m. to 4 p.m. and Wednesday 12-4 p.m. **A Transfer Station sticker must be attached to your vehicle windshield for the disposal of ALL items.** Transfer Station Stickers are available at the Town Office for \$20.00. No sticker is required to use the swap shop. The Transfer Station does NOT accept brush, yard clippings or Hazardous Waste. Riverside recycling in Portland takes Hazardous Waste

General Assistance Applications are available from the Select Board Office during their normal business hours. Applications must be filled out and accompanied with supporting documentation and must be signed and returned to the GA administrator or town clerk office

Planning Board meets at the Municipal Complex the first and third Monday evenings at 7pm.

Motion to Adjourn at pm


Tammy Ramsdell


Jason Webster


David Salazar



MSAD 6 PROPOSED FY26 BUDGET

5-1-25

Enrollment – Bonny Eagle Schools

| 2025-2026 (projected) | | Pre-K* | K* | Gr. 1 | Gr. 2 | Gr. 3 | Gr. 4 | Gr. 5 | (total) |
|-------------------------|----------|--------|------|-------|-------|-------|-------|-------|---------|
| BCES | students | 32 | 58 | 72 | 93 | 89 | 98 | 91 | |
| 533 | teachers | 2 | 4 | 4 | 5 | 5 | 5.5 | 5.5 | 31 |
| 17 | average | 16 | 14.5 | 18 | 18.6 | 17.8 | 17.8 | 16.5 | |
| Edna Libby | students | 32 | 59 | 62 | 69 | 76 | | | |
| 298 | teachers | 2 | 4 | 4 | 4 | 4 | | | 18 |
| 16.5 | average | 16 | 14.8 | 15.5 | 17.3 | 19 | | | |
| George E. Jack | students | | | | | | 61 | 75 | |
| 136 | teachers | | | | | | 3 | 4 | 7 |
| 19.5 | average | | | | | | 20.3 | 18.8 | |
| H. B. Emery, Jr. | students | 16 | 23 | 32 | 35 | 27 | 35 | 37 | |
| 212 | teachers | 1 | 2 | 2 | 2 | 2 | 2 | 2 | 13 |
| 15.8 | average | 16 | 11.5 | 16 | 17.5 | 13.5 | 17.5 | 18.5 | |
| Hollis School | students | 16 | 28 | 42 | 50 | 39 | 39 | 52 | |
| 266 | teachers | 1 | 3 | 3 | 3 | 2 | 2 | 3 | 17 |
| 16 | average | 16 | 9.3 | 14 | 16.7 | 19.5 | 19.5 | 17.3 | |
| Steep Falls | students | | 18 | 11 | 15 | 13 | 20 | 16 | |
| 93 | teachers | | 1 | 1 | 1 | 1 | 1 | 1 | 6 |
| 15.5 | average | | 18 | 11 | 15 | 13 | 20 | 16 | |
| (4/28/25) | | | | | | | | | 92 |

| | | | | |
|----------------------------------|-----|-----|-----|-----|
| Bonny Eagle Middle School | 6 | 7 | 8 | |
| 2024-2025 | 247 | 236 | 233 | 716 |
| 2025-2026 | 240 | 248 | 237 | 725 |

*BEMS average clan homeroom class size 20 for 25/26

| | | | | | |
|--------------------------------|-----|-----|-----|-----|------|
| Bonny Eagle High School | 9 | 10 | 11 | 12 | |
| 2024-2025 | 233 | 258 | 271 | 233 | 995 |
| 2025-2026 | 235 | 234 | 258 | 279 | 1006 |

*BEHS departmental average class size 15-18 for 25/26

Budget History

| Budget Year | Salary | Benefits | Other | Total | % Increase |
|-------------|------------|------------|------------|------------|------------|
| FY16 | 26,466,735 | 8,153,525 | 11,951,946 | 46,572,206 | |
| FY17 | 27,518,883 | 8,423,672 | 12,165,800 | 48,108,355 | 3.30% |
| FY18 | 28,265,987 | 8,320,557 | 13,766,078 | 50,352,622 | 4.67% |
| FY19 | 29,141,139 | 9,138,012 | 11,302,700 | 49,581,850 | -1.53% |
| FY20 | 29,614,439 | 9,410,216 | 10,805,845 | 49,830,500 | 0.50% |
| FY21 | 30,338,241 | 9,523,699 | 11,403,000 | 51,264,940 | 2.88% |
| FY22 | 31,045,991 | 9,872,502 | 11,311,764 | 52,230,257 | 1.88% |
| FY23 | 33,823,230 | 10,275,964 | 12,436,592 | 56,535,786 | 8.24% |
| FY24 | 35,047,062 | 11,109,381 | 13,592,321 | 59,748,764 | 5.68% |
| FY25 | 38,332,414 | 12,908,119 | 12,075,304 | 63,315,838 | 5.97% |

Budget History

| FOOD SERVICE | | | | | |
|---------------------|-----------|----------|---------|-----------|------------|
| Budget Year | Salary | Benefits | Other | Total | % Increase |
| FY16 | 693,056 | 266,989 | 600,397 | 1,560,442 | |
| FY17 | 718,753 | 321,247 | 618,450 | 1,658,450 | 6.28% |
| FY18 | 646,786 | 314,848 | 649,925 | 1,611,559 | -2.83% |
| FY19 | 719,500 | 347,500 | 668,000 | 1,735,000 | 7.66% |
| FY20 | 638,455 | 382,551 | 713,994 | 1,735,000 | 0.00% |
| FY21 | 715,165 | 396,285 | 638,550 | 1,750,000 | 0.86% |
| FY22 | 685,821 | 406,279 | 696,400 | 1,788,500 | 2.20% |
| FY23 | 747,072 | 287,782 | 900,296 | 1,935,150 | 8.20% |
| FY24 | 784,802 | 339,069 | 904,129 | 2,028,000 | 4.80% |
| FY25 | 1,023,868 | 458,550 | 931,253 | 2,413,671 | 19.02% |

| ADULT ED | | | | | |
|-----------------|---------|----------|--------|---------|------------|
| Budget Year | Salary | Benefits | Other | Total | % Increase |
| FY16 | 199,397 | 42,883 | 30,331 | 272,611 | |
| FY17 | 212,204 | 31,022 | 34,705 | 277,931 | 1.95% |
| FY18 | 208,474 | 32,327 | 39,899 | 280,700 | 1.00% |
| FY19 | 217,507 | 32,373 | 36,620 | 286,500 | 2.07% |
| FY20 | 214,927 | 47,572 | 37,617 | 300,116 | 4.75% |
| FY21 | 221,753 | 66,467 | 36,780 | 325,000 | 8.29% |
| FY22 | 239,503 | 55,207 | 37,440 | 332,150 | 2.20% |
| FY23 | 275,869 | 42,727 | 40,804 | 359,400 | 8.20% |
| FY24 | 283,173 | 64,891 | 28,586 | 376,650 | 4.80% |
| FY25 | 304,193 | 60,551 | 27,195 | 391,939 | 4.06% |

Maine School Administrative District 6

MSAD 6 / RSU 6 FY26 PROPOSED BUDGET

| | FY25 ADOPTED | FY26 PROPOSED | \$ VARIANCE | % VARIANCE |
|---------------------------------------|---------------------|---------------------|--------------------|---------------|
| Article 1 - REGULAR INSTRUCTION | \$25,558,192 | \$25,729,268 | \$171,076 | 0.67% |
| Article 2 - SPECIAL EDUCATION | \$12,028,538 | \$12,936,273 | \$907,735 | 7.55% |
| Article 3 - CAREER & TECH ED | \$10,000 | \$10,000 | \$0 | 0.00% |
| Article 4 - OTHER INSTRUCTION | \$1,221,251 | \$1,172,679 | \$(48,572) | -3.98% |
| Article 5 - STUDENT & STAFF SUPPORT | \$5,423,606 | \$5,974,059 | \$550,453 | 10.15% |
| Article 6 - SYSTEM ADMINISTRATION | \$1,653,445 | \$1,731,990 | \$78,544 | 4.75% |
| Article 7 - SCHOOL ADMINISTRATION | \$2,711,158 | \$2,825,797 | \$114,639 | 4.23% |
| Article 8 - TRANSPORTATION & BUSES | \$4,855,445 | \$4,904,668 | \$49,223 | 1.01% |
| Article 9 - FACILITIES MAINTENANCE | \$8,187,464 | \$9,082,550 | \$895,086 | 10.93% |
| Article 10 - DEBT & OTHER COMMITMENTS | \$1,648,739 | \$1,435,727 | \$(213,012) | -12.92% |
| Article 11 - ALL OTHER EXPENSES | \$18,000 | \$0 | \$(18,000) | -100.00% |
| GENERAL FUND TOTAL | \$63,315,838 | \$65,803,011 | \$2,487,172 | 3.93% |
| 1500 ADULT ED | \$378,739 | \$370,624 | \$(8,115) | -2.14% |
| 6150 ADULT ED ENRICHMENT | \$13,200 | \$18,700 | \$5,500 | 41.67% |
| ADULT ED TOTAL | \$391,939 | \$389,324 | \$(2,615) | -0.67% |
| 2930 NUTRITION SERVICES | \$2,413,671 | \$2,684,811 | \$271,140 | 11.23% |
| NUTRITION SERVICES TOTAL | \$2,413,671 | \$2,684,811 | \$271,140 | 11.23% |
| GRAND TOTAL (ALL FUNDS) | \$66,121,448 | \$68,877,146 | \$2,755,698 | 4.17% |

Maine School Administrative District 6

| PROPOSED BUDGET | | | | |
|----------------------------|-------------------|-------------------|------------------|--------------|
| | | | | |
| | Total (All Funds) | | | |
| | FY25 | FY26 | Difference | |
| Proposed Budget | 66,121,448 | 68,877,146 | 2,755,698 | 4.17% |
| TOTAL | 66,121,448 | 68,877,146 | 2,755,698 | |
| | | | | |
| State/Federal Subsidy | 24,690,971 | 26,330,953 | 1,639,982 | |
| Misc Revenues | 744,989 | 810,000 | 65,011 | |
| Carry Forward | 4,820,000 | 4,520,000 | (300,000) | |
| TOTAL | 30,255,959 | 31,660,953 | 1,404,994 | |
| | | | | |
| Assessment to Towns | 35,865,489 | 37,216,193 | 1,350,704 | 3.77% |

| | | | | |
|-------------------|-------------------|-------------------|------------------|--------------|
| Assessment Amount | | | | |
| 37,216,193 | | | | |
| | | | | |
| | FY25 | FY26 | Difference | % |
| Buxton | 10,206,819 | 10,515,286 | 308,468 | 3.02% |
| Frye Island | 2,021,655 | 2,082,581 | 60,926 | 3.01% |
| Hollis | 6,004,212 | 6,260,099 | 255,886 | 4.26% |
| Limington | 4,422,168 | 4,614,436 | 192,268 | 4.35% |
| Standish | 13,210,635 | 13,743,791 | 533,156 | 4.04% |
| | 35,865,489 | 37,216,193 | 1,350,704 | 3.77% |

Maine School Administrative District 6

- **Article 1 - Regular Instruction**
 - Regular Instructional Programs Pre-K through 12
 - Alternative (At Risk) Education Programs
 - English Learners (English as a 2nd Language)
 - Gifted and Talented Programs

| | FY25 ADOPTED | FY26 PROPOSED | \$ DIFFERENCE | % DIFFERENCE |
|---------------------------------|-------------------------|--------------------------|--------------------------|-------------------------|
| Article 1 - REGULAR INSTRUCTION | \$25,558,192 | \$25,729,268 | \$171,076 | 0.67% |

Salaries & Benefits: \$384,491

Contracted average salary increase 4.3%

Cut 6 positions (attrition and non-renewals)

Health Insurance increase 12.7%

Nonlabor: -\$213,415

Cut contingency \$150,000

Part of technology lease (non MLTI) moved to article 5 \$65,000

- **Article 2 - Special Programs**
 - Special Education Administration
 - Resource Room
 - Self-Contained
 - Homebound/Hospital
 - Services
 - Social Work
 - Health
 - Psych
 - Speech & Audiology
 - Occupational Therapy
 - Physical Therapy

| | FY25 ADOPTED | FY26 PROPOSED | \$ DIFFERENCE | % DIFFERENCE |
|-------------------------------|-------------------------|--------------------------|--------------------------|-------------------------|
| Article 2 - SPECIAL EDUCATION | \$12,028,538 | \$12,936,273 | \$907,735 | 7.55% |

Salaries & Benefits: \$765,649

Contracted average salary increase 6.56%

Health Insurance increase 12.7%

Nonlabor: \$142,086

Added outside tuition \$30,000

Increased staff travel in district (IRS rate) \$20,000

Added contingency \$100,000

Maine School Administrative District 6

Article 3 - Career & Technical Education

- Not used by MSAD 6

| | FY25 ADOPTED | FY26 PROPOSED | \$ DIFFERENCE | % DIFFERENCE |
|------------------------------|-------------------------|--------------------------|--------------------------|-------------------------|
| Article 3 - CAREER & TECH ED | \$10,000 | \$10,000 | \$0 | 0.00% |

Article 4 - Other Instruction

- Co-curricular Activities (Student Government, Band, Choir, Clubs, Honor Societies, etc.)
- Extra-Curricular Activities (Athletics)
- Summer School (non special education)

| | FY25 ADOPTED | FY26 PROPOSED | \$ DIFFERENCE | % DIFFERENCE |
|-------------------------------|-------------------------|--------------------------|--------------------------|-------------------------|
| Article 4 - OTHER INSTRUCTION | \$1,221,251 | \$1,172,679 | \$(48,572) | -3.98% |

Salaries & Benefits: -\$105,758

Contracted average salary increase 3.21%

Cleaned up stipend positions to align with actual expenses -\$110,000

Nonlabor: \$57,186

Increased purchased services (game officials) \$18,000

Increased supplies \$25,000

Increased transportation \$20,000

Article 5 - Student and Staff Support

- Social Work
- Guidance
- Health
- Library
- Curriculum
- Instructional Technology

| | FY25 ADOPTED | FY26 PROPOSED | \$ DIFFERENCE | % DIFFERENCE |
|-------------------------------------|-------------------------|--------------------------|--------------------------|-------------------------|
| Article 5 - STUDENT & STAFF SUPPORT | \$5,423,606 | \$5,974,059 | \$550,453 | 10.15% |

Salaries & Benefits: \$288,619

Contracted average salary increase 6.89%

Health insurance increase 12.7%

Nonlabor: \$261,834

Cyber insurance \$15,000

SOFOs (firewall hardware & end point protection) \$60,000

Increased software repair/maintenance \$95,000

Tech lease moved from article 1 (non MLTI) \$65,000

Software renewal moved from article 11 \$18,000

Supplies moved from Article 7 \$20,000

Maine School Administrative District 6

- **Article 6 - System Administration**
 - Superintendent
 - School Board
 - Business Office

| | FY25 ADOPTED | FY26 PROPOSED | \$ DIFFERENCE | % DIFFERENCE |
|-----------------------------------|-------------------------|--------------------------|--------------------------|-------------------------|
| Article 6 - SYSTEM ADMINISTRATION | \$1,653,445 | \$1,731,990 | \$78,544 | 4.75% |

Salaries & Benefits: \$78,291

Contracted average salary increase 5.78%

Health insurance increase 12.7%

Nonlabor: \$253

Moved expenses around within article 6

- **Article 7 - School Administration**
 - Principals
 - School Offices

| | FY25 ADOPTED | FY26 PROPOSED | \$ DIFFERENCE | % DIFFERENCE |
|-----------------------------------|-------------------------|--------------------------|--------------------------|-------------------------|
| Article 7 - SCHOOL ADMINISTRATION | \$2,711,158 | \$2,825,797 | \$114,639 | 4.23% |

Salaries & Benefits: \$134,322

Contracted average salary increase 6.14%

Health insurance increase 12.7%

Nonlabor: -\$19,683

Supplies and instructional services moved to Article 5 -\$20,000

- **Article 8 - Transportation**
 - Buses
 - Drivers
 - Monitors
 - Mechanics

| | FY25 ADOPTED | FY26 PROPOSED | \$ DIFFERENCE | % DIFFERENCE |
|------------------------------------|-------------------------|--------------------------|--------------------------|-------------------------|
| Article 8 - TRANSPORTATION & BUSES | \$4,855,445 | \$4,904,668 | \$49,223 | 1.01% |

Salaries & Benefits: -\$31,577.36

Contracted average salary increase 2.18%

Health insurance increase 12.7%

Cut 1 unfilled mechanic position -\$104,000

Nonlabor: \$80,800

Purchased professional services \$15,000

Transportation software (no longer paid by state) \$65,000

Maine School Administrative District 6

- **Article 9 - Facilities & Maintenance**
 - Buildings
 - Grounds
 - Equipment
 - Security
 - Safety

| | FY25 ADOPTED | FY26 PROPOSED | \$ DIFFERENCE | % DIFFERENCE |
|------------------------------------|-------------------------|--------------------------|--------------------------|-------------------------|
| Article 9 - FACILITIES MAINTENANCE | \$8,187,464 | \$9,082,550 | \$895,086 | 10.93% |

Salaries & Benefits: \$173,336.36

Contracted average salary increase 4.22%

Health insurance increase 12.7%

Nonlabor: \$721,750

Purchased professional services (Maine Security/Inspections/Testing) \$90,000

Purchased property services

Repairs (Building/Grounds/Vehicle) \$155,000

EI Project (JM and lighting) \$210,000

Supplies

Grounds \$138,000

Custodial \$85,000

Maintenance \$30,000

Energy (Electricity/Propane/Oil) \$41,000

Equipment (Custodial and Grounds) \$30,000

Leased equipment (existing) \$21,000

Contingency -\$75,000

- **Article 10 - Debt Service**
 - Capital Construction Bonds

| | FY25 ADOPTED | FY26 PROPOSED | \$ DIFFERENCE | % DIFFERENCE |
|---------------------------------------|-------------------------|--------------------------|--------------------------|-------------------------|
| Article 10 - DEBT & OTHER COMMITMENTS | \$1,648,739 | \$1,435,727 | \$(213,012) | -12.92% |

Nonlabor: -\$213,012 -12.92%

Interest expense decreased due to principal payment and bond refinance

- **Article 11 - All Other Expenses**
 - Non-Instructional Services
 - Community Service Operations

| | FY25 ADOPTED | FY26 PROPOSED | \$ DIFFERENCE | % DIFFERENCE |
|---------------------------------|-------------------------|--------------------------|--------------------------|-------------------------|
| Article 11 - ALL OTHER EXPENSES | \$18,000 | \$0 | \$(18,000) | -100.00% |

Nonlabor: -\$18,000 -100%

Expenses moved to Article 5 -\$18,000

Maine School Administrative District 6

- **Adult Education**
 - 1500 Adult Education General Fund
 - Adult Transitions
 - Literacy
 - Workforce Training
 - High School Completion
 - 6150 Adult Education Enrichment Fund

| | FY25 ADOPTED | FY26 PROPOSED | \$ DIFFERENCE | % DIFFERENCE |
|--------------------------|-------------------------|--------------------------|--------------------------|-------------------------|
| 1500 ADULT ED | \$378,739 | \$370,624 | \$(8,115) | -2.14% |
| 6150 ADULT ED ENRICHMENT | \$13,200 | \$18,700 | \$5,500 | 41.67% |
| ADULT ED TOTAL | \$391,939 | \$389,324 | \$(2,615) | -0.67% |

Salaries & Benefits: -\$12,266

Average Salary Increase 6.97%

Health Insurance Increase 12.7%

Cut workforce coordinator -\$24,404

Cut part time evening clerical -\$11,084

Increased enrichment salaries based on FY24 actual expenses \$7,000

Nonlabor: \$9,651

iPads and supplies \$6,300

Textbooks (CNA & ELL) \$3,400

- **Nutrition Services**

- Breakfast
- Lunch

| | FY25 ADOPTED | FY26 PROPOSED | \$ DIFFERENCE | % DIFFERENCE |
|-------------------------|-------------------------|--------------------------|--------------------------|-------------------------|
| 2930 NUTRITION SERVICES | \$2,413,671 | \$2,684,811 | \$271,140 | 11.23% |

Salaries & Benefits: \$39,040

Contracted average salary increase 3.46%

Health Insurance Increase 12.7%

Nonlabor: \$232,100

Food and nonfood supplies \$226,000

Equipment (grab-n-go cooler) \$10,000

UNFUNDED NEEDS:

- School Resource Officer \$93,000
 - Special Ed Certified OT Assistant \$60,000
 - Special Ed Speech Assistant \$60,000
 - Special Ed Social Worker (.5) \$40,000
 - Track resurfacing \$250,000
 - ADA bleacher modifications \$60,000
 - Irrigation upgrades \$364,000
 - Parking lot maintenance (sealing and repairs) \$250,000
 - Playground structure replacements \$250,000
 - Grounds position \$77,000
-

Academic Snapshot - Science

| Grade 5 | Total N Tested | Overall Scaled Score | Overall Achievement Level | Percent Borderline Students* | Achievement Level | | | | | | | | Raw Score Average | | |
|---|----------------|----------------------|---------------------------|------------------------------|-------------------|------|---------|------|---------|------|---------|-----|-------------------|------------|------------|
| | | | | | Well Below | | Below | | At | | Above | | Subscore 1 | Subscore 2 | Subscore 3 |
| | | | | | N Count | % | N Count | % | N Count | % | N Count | % | | | |
| Elementary students underperform in science across the state according to this measure. BE students are slightly below state average. We recognize there is not enough focus on science in classrooms due to reading and math demands. The impact ripples through the rest of the scores at all levels. More exposure to science is needed. | | | | | | | | | | | | | | | |
| SAU: Grade 5 | 238 | 33 | Well Below | 8 | 131 | 55.0 | 62 | 26.1 | 43 | 18.1 | 2 | 0.8 | 6/12 | 6/17 | 6/16 |
| State: Grade 5 | 11945 | 34 | Below | 11 | 5869 | 49.1 | 3308 | 27.7 | 2318 | 19.4 | 450 | 3.8 | 6/12 | 7/17 | 7/16 |

Middle School students across the state perform poorly on the State science test. BEMS students are slightly underperforming compared to students across the rest of the state. However, BE had a higher percent of students on the borderline (scores close to the next achievement level) than the state average - meaning students were close to leveling up.

| Grade 8 | Total N Tested | Overall Average Scaled Score | Overall Average Achievement Level | Percent Borderline Students* | Achievement Level | | | | | | | | Raw Score Average | | |
|---------------------------|----------------|------------------------------|-----------------------------------|------------------------------|-------------------|------|---------|------|---------|------|---------|-----|-------------------|------------|------------|
| | | | | | Well Below | | Below | | At | | Above | | Subscore 1 | Subscore 2 | Subscore 3 |
| | | | | | N Count | % | N Count | % | N Count | % | N Count | % | | | |
| Bonny Eagle Middle School | 247 | 36 | Below | 16 | 104 | 42.1 | 40 | 16.2 | 100 | 40.5 | 3 | 1.2 | 8/18 | 4/12 | 6/20 |
| State: Grade 8 | 12554 | 39 | Below | 14 | 4966 | 39.6 | 1707 | 13.6 | 5283 | 42.1 | 598 | 4.8 | 8/18 | 4/12 | 6/20 |

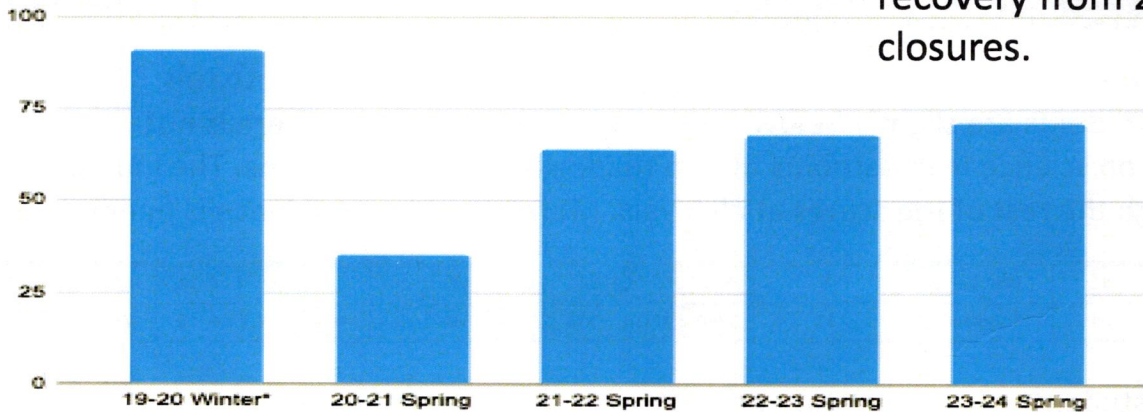
High School students often test before they have completed the full content of what is on the assessment. Year long classes are now offered in science and may help with the instructional gap. We continue to study what other action we can take to improve.

| High School | Total N Tested | Overall Average Scaled Score | Overall Average Achievement Level | Percent Borderline Students* | Achievement Level | | | | | | | | Raw Score Average | | |
|-------------------------|----------------|------------------------------|-----------------------------------|------------------------------|-------------------|------|---------|------|---------|------|---------|-----|-------------------|------------|------------|
| | | | | | Well Below | | Below | | At | | Above | | Subscore 1 | Subscore 2 | Subscore 3 |
| | | | | | N Count | % | N Count | % | N Count | % | N Count | % | | | |
| Bonny Eagle High School | 214 | 34 | Well Below | 6 | 114 | 53.3 | 33 | 15.4 | 59 | 27.6 | 8 | 3.7 | 6/18 | 8/18 | 7/19 |
| State: High School | 11091 | 36 | Below | 6 | 4743 | 42.8 | 2061 | 18.6 | 3579 | 32.3 | 708 | 6.4 | 7/18 | 8/18 | 8/19 |

Academic Snapshot – Literacy, Math, Graduation Rate

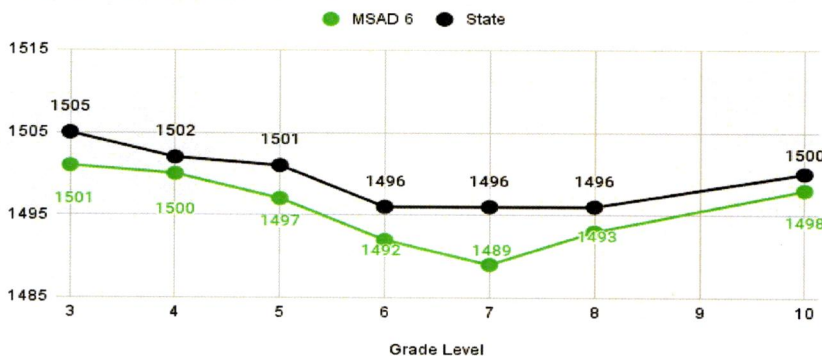
Grade 5 Literacy Proficiency demonstrates continued recovery from 2020 school closures.

Proficiency - Current 5th Grade



Maine Through Year Assessment

MSAD 6 versus State - MATH



24-25 is year 2 of a new elementary math program to improve math achievement. Historic data shows decline through elementary grades with recovery in high school. A solid math foundation should halt this trend.

In 2024 BE's 4 year graduation rate **87.8%**
Higher than the state average

Accomplished through:

- Integrated Credit Project
- Alternative Education
- Intervention programs
- IEP Transition Program
- Afterschool Credit Recovery

4-Year and STATE

